

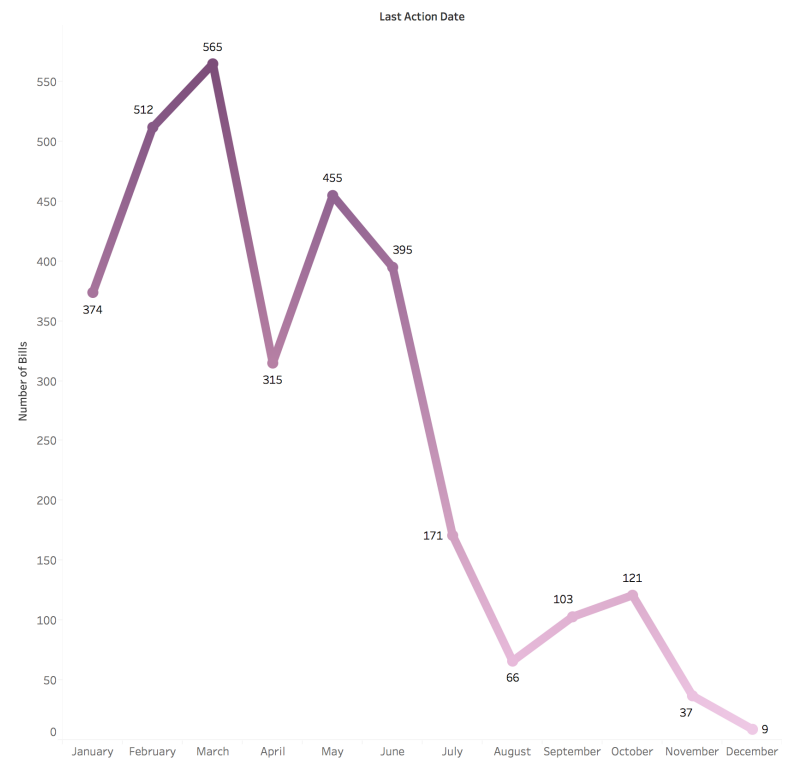
Summary

Of the 3,217 bills introduced throughout the 2017 sessions, only around 19% were enacted. The majority of transportation/infrastructure bills were introduced in March, which is slightly later than the average introduction date for a bill when all subject areas are considered.

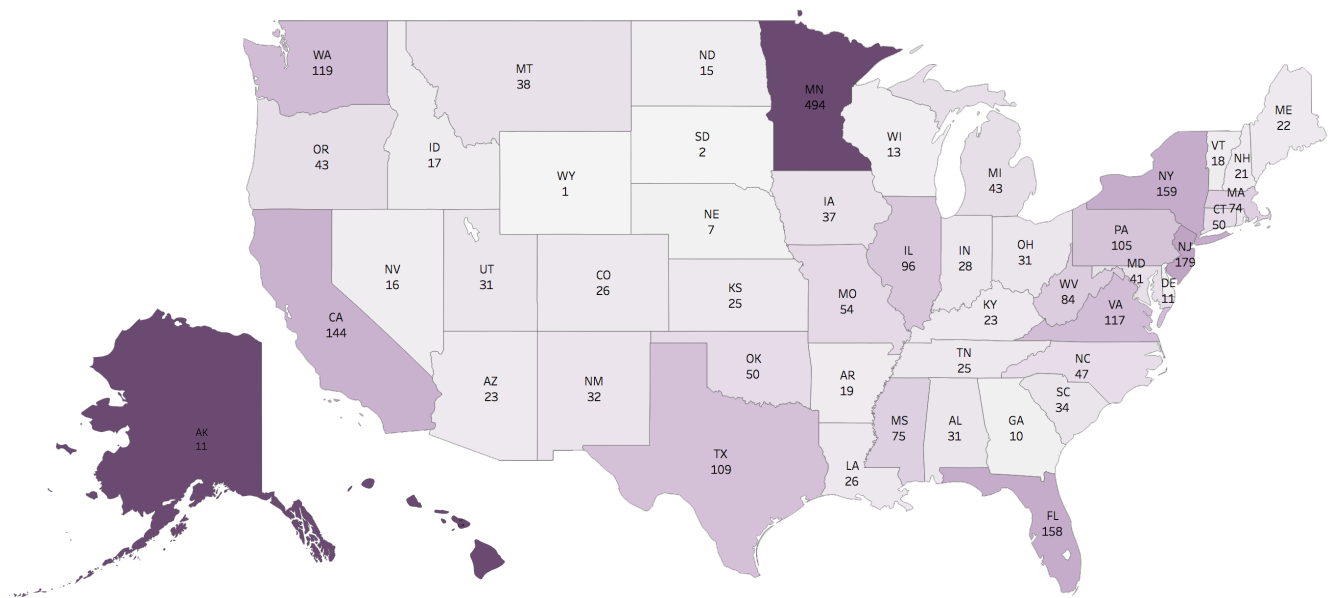
Minnesota led the states in the highest number of transportation and infrastructure bills introduced, but California enacted the highest number of bills at 75. Mississippi's legislature voted against the highest number of transportation and infrastructure bills.

Of the categories in the transportation and infrastructure policy area, budget and appropriations bills were introduced more frequently. The most frequent subject of those bills was energy infrastructure. Freight financing and investment was the least likely category of legislation to be introduced.

Total Active Bill Volume in 2017 Sessions



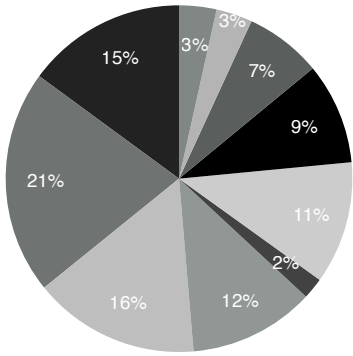
Total Legislation by State in 2017 Sessions



Regulatory Highlight: DOT-OST-2017-0057

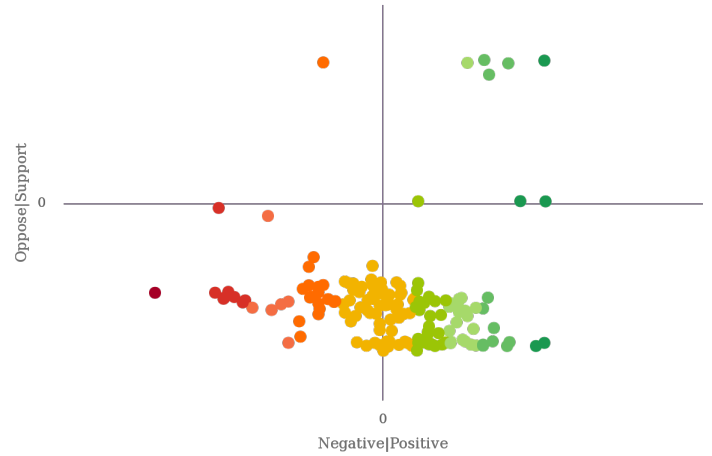
This proposed rule is related to the modification of existing regulations to identify unnecessary obstacles to transportation infrastructure projects. It was issued pursuant to an Executive Order signed by President Trump. Hundreds of comments were submitted, and the themes of those comments are presented below.

Segmentation of Comments by Theme



- Outside Authority
- Conflicting Interests
- Clarity Sought
- Other
- Insufficient Time
- Hardship
- Support
- Methodology Questioned
- Invites Litigation
- Oppose

Segmentation of Comments by Sentiment

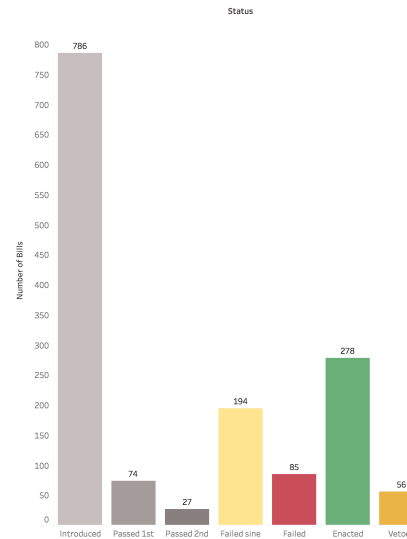


Path to Passage

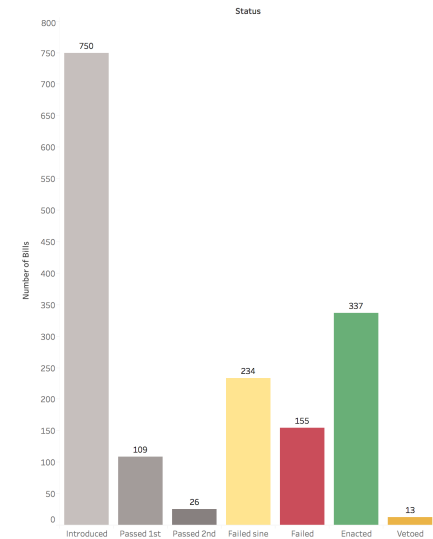
For transportation and infrastructure bills, around 20% of all the legislation that is introduced is enacted. The numbers are slightly higher for bills that are not budget or appropriations bills.

There is a negligible statistical difference in the performance of budget bills in this subject area versus non-budgetary bills in this subject area. However, transportation and infrastructure bills that involve the budget or appropriations project may be more likely to receive a veto.

Bill Volume by Status in 2017 Sessions (Budget Bills)



Bill Volume by Status in 2017 Sessions (All Bills)



Bill Volume by Category in 2017 Sessions

